

# SF-P/SF-T/SF-E

Universal system for termination of Heat Trace's self-regulating heating tapes

# STRIPFREE

Universal Connection System  
For Safe and Hazardous Areas

- Power Connection, or In-Line & Tee splice; plus End Seal
- Unique cutting system ensures optimum electrical contact.....every time!
- No need to strip down to conductors
- Lower system costs
- 16A rating
- No additional seals - one size fits all Heat Trace self-regulating cables
- Unique Ex approved device

## SYSTEM DESCRIPTION

The STRIPFREE range of connectors is a universal power termination and splicing system for use with Heat Trace's self-regulating heating tapes.

No special tools are needed to perform a neat, convenient and simple termination.

Installation comprises simply cutting to length the heater and removal of the outer sheath (if provided). The heating tape is inserted into the STRIPFREE unit and the end connection made by screwing down the cutting blades onto the buswires, whilst automatically clamping the braid. All of this is achieved without the need to strip away the semi-conductive heating matrix.

The STRIPFREE range of components provide :

- Power Connection
- In-line Splice Connection
- Tee Splice Connection
- End Seal

## FEATURES / BENEFITS

- **Ease of Installation**  
No special tools. No need to strip cables for connection
- **Reliability**  
STRIPFREE has been rigorously tested for connection performance and long term reliability.
- **Water Resistant**  
Completed connectors are water and dust resistant to IP66, and the cable seals provide strain relief.
- **High Integrity**  
The STRIPFREE connector body has high impact resistance, is U.V. resistant and has excellent insulating properties resulting in a high integrity connector system.
- **Watertight End Seal**  
STRIPFREE end seal is applied simply by pushing on to the cable end. No need for adhesives, gels or heat shrink.



SF-P / SF-T and SF-E Components



SF-P Unit.....Power Connection



SF-T Unit....."T" Splice



SF-E Unit.....End Seal

# SPECIFICATION

## COMPONENTS

- STRIPFREE connector  
STRIPFREE end seal
- Suitable bushes to allow for either :
- Power Connection (to 1 or 2 heaters)
  - In-Line Splice Connection
  - Tee Splice Connection or End Seal
  - Mounts directly onto pipe

**IP RATINGS** Connector IP66, End Seal IP67

**'T' CLASS** Connector T4

**AMBIENT TEMPERATURE** -40°C to +50°C (-40°F to +212°F)

**MINIMUM OPERATING TEMPERATURE** -65°C ( -85°F )\*

SUITABLE FOR USE WITH	FREEZSTOP LITE EXTRA	FREEZSTOP ULTIMO
	FREEZSTOP REGULAR	FREEZSTOP ULTIMO(W)
	FREEZSTOP EXTRA	HOTWAT REGULAR
	FREEZSTOP EXTRA(W)	HOTWAT PLUS
	FREEZSTOP MICRO	G-TRACE
	FREEZSTOP SUPER	SNOWMELT (SMB)
	FAILSAFE SUPER	

**MATERIALS OF CONSTRUCTION** Body - Polyamide  
Conductors - nickel coated brass

WEIGHT	SF-P	STRIPFREE - Power	575g*
	SF-T	STRIPFREE - T / Splice	535g*
	SF-E	STRIPFREE - End Seal	24g*

\* Weight including packaging


**POWER CABLE ENTRY** Gland provided as standard.  
The installer should insert the appropriate supplied bush into the gland.

**POWER CABLE** 3c x 2.5mm<sup>2</sup> (supplied by others)

**CURRENT RATING** 16A continuous

**VOLTAGE RANGE** 208 - 275V

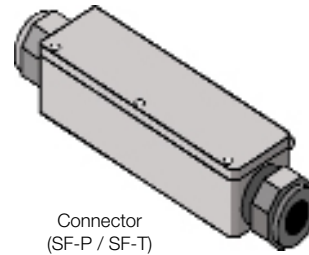
## APPROVALS

Testing Authority Certificate No.  
ATEX  Sira 04ATEX3293X, Sira 05ATEX3099U

IECEX  IECEX SIR 11.0136U

EAC\*  TC RU C-GB.ГБ05.B.00191

## STRIPFREE COMPONENTS

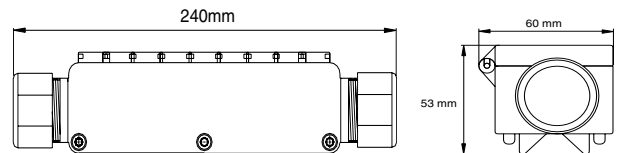


Connector (SF-P / SF-T)

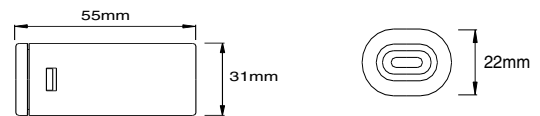


End Seal (SF-E)

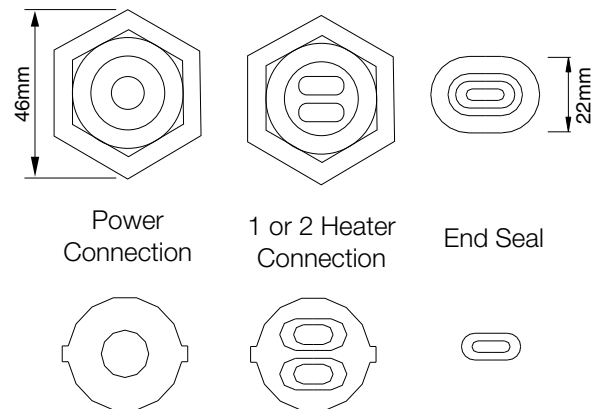
## CONNECTOR (SF-P & SF-T)



## END SEAL (SF-E)



## GLAND AND SEAL SET

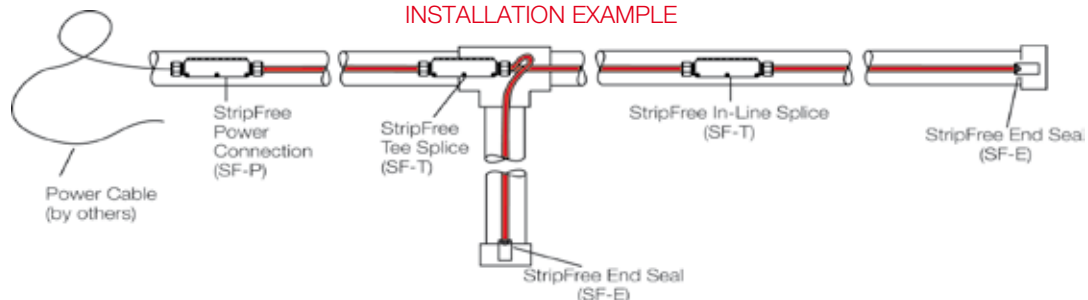


Power Connection

1 or 2 Heater Connection

End Seal

## INSTALLATION EXAMPLE



**HEAT TRACE™**  
SETTING THE STANDARDS LEADING THE WAY



HANEL ul. Lagodna 11, Mała Nieszawka, 87-103 Torun 5  
tel./fax +48 56 678 71 27, mobile: +48 601 92 55 96, www.kablegrzejne.eu

The information given herein, including drawings, illustrations and schematics (which are intended for illustration purposes only), is believed to be reliable. However, Heat Trace Ltd makes no warranties as to its accuracy or completeness and disclaims any liability in connection with its use. Users of Heat Trace Ltd products should make their own evaluation to determine the suitability of each such product for specific applications. In no way will Heat Trace Ltd be liable for any damages arising out of the misuse, resale or use of the product.